

Inverter Multi Split System



Mitsubishi Electric
StarMEX
Air-Conditioner



Our Inverter Technology adjusts cooling capacity in response to conditions such as the difference between the outside and inside air temperatures, allowing our air conditioners to run more efficiently and reduce energy costs.

Indoor Unit



Dimensions (W X D X H) : 799 X 232 X 290 mm

MSXY-FP10VG
Cooling capacity: 2.8kW*

MSXY-FP13VG
Cooling capacity: 3.5kW*

MSXY-FP18VG
Cooling capacity: 5.0kW*

EASY CLEAN PM2.5 Filter Cleaner Air EASYCLEAN R32 REFRIGERANT

DC Inverter PAM Control Only 19dB EASYCLEAN Econo Cool Fuzzy I FEEL COOL Only 24 Auto Restart MXSY-FP10.13VG Self Diagnosis Quiet NEW LEV AUTO EASYCLEAN PM 2.5 Anti-Allergy Enzyme Nano Platinum (Optional)



Dimensions (W X D X H) : 923 X 250 X 305 mm

MSXY-FP20VG
Cooling capacity: 6.0kW*

MSXY-FP24VG
Cooling capacity: 7.1kW*

EASY CLEAN PM2.5 Filter Cleaner Air EASYCLEAN R32 REFRIGERANT


DC Inverter PAM Control EASYCLEAN Econo Cool Fuzzy I FEEL COOL Only 24 Auto Restart Self Diagnosis Quiet NEW LEV AUTO EASYCLEAN PM 2.5 Anti-Allergy Enzyme Nano Platinum (Optional)

Outdoor Unit

System 3

3 MXY-3H28VG Outdoor unit 1:3 Indoor units
Rooms


(Optional drainage kit is available)



System 4

4 MXY-4H33VG Outdoor unit 1:4 Indoor units
Rooms

(Optional drainage kit is available)



Conversion formula: Btu/h=kW x 3412 It is just a reference value. * With single unit operation depending on combination.

Inverter Multi Split System



Mitsubishi Electric
StarMEX
Air-Conditioner



Our Inverter Technology adjusts cooling capacity in response to conditions such as the difference between the outside and inside air temperatures, allowing our air conditioners to run more efficiently and reduce energy costs.

Indoor Unit



Dimensions (W X D X H) : 799 X 232 X 290 mm

MSXY-FP10VG
Cooling capacity: 2.8kW*

MSXY-FP13VG
Cooling capacity: 3.5kW*

MSXY-FP18VG
Cooling capacity: 5.0kW*



Dimensions (W X D X H) : 923 X 250 X 305 mm

MSXY-FP20VG
Cooling capacity: 6.0kW*

MSXY-FP24VG**
Cooling capacity: 7.1kW*




Outdoor Unit

System 4

4 Rooms **MXY-4H38VG** Outdoor unit 1:4 Indoor units


(Optional drainage kit is available)



System 2

2 Rooms **MXY-2H20VF** Outdoor unit 1:2 Indoor units

(Optional drainage kit is available)



Inverter Multi Split System



Mitsubishi Electric
StarMEX
Air-Conditioner



Our Inverter Technology adjusts cooling capacity in response to conditions such as the difference between the outside and inside air temperatures, allowing our air conditioners to run more efficiently and reduce energy costs.

Indoor Unit



Dimensions (W X D X H) : 799 X 232 X 290 mm

MSXY-FP10VG
Cooling capacity: 2.8kW*

MSXY-FP13VG
Cooling capacity: 3.5kW*

MSXY-FP18VG
Cooling capacity: 5.0kW*



Dimensions (W X D X H) : 923 X 250 X 305 mm

MSXY-FP20VG
Cooling capacity: 6.0kW*

MSXY-FP24VG
Cooling capacity: 7.1kW*




Outdoor Unit

System 5

5 Rooms **MXKY-5H48VG** Outdoor unit 1:5 Indoor units

(Optional drainage kit is available)



Conversion formula: Btu/h=kW x 3412 It is just a reference value. * With single unit operation depending on combination.



Our New Starmex series range is designed to achieve industry's leading seasonal energy efficiency through use of new technologies and high-performance compressor.

Indoor Unit



MSXY-FP10/13/18VG

Dimension (W X D X H): 799 X 232 X 290 mm



MSXY-FP20/24VG

Dimension (W X D X H): 923 X 250 X 305 mm



Outdoor Unit



MXY-2H20VF

Dimension (W X D X H): 800 X 285 X 550 mm



MXY-3H28VG / MXY-4H33VG

Dimension (W X D X H): 840 X 330 X 710 mm



MXY-4H38VG / MXY-5H48VG

Dimension (W X D X H): 950 X 330 X 796 mm

Multi Split System

Model- Indoor Unit		MSXY-FP10VG	MSXY-FP13VG	MSXY-FP18VG	MSXY-FP20VG	MSXY-FP24VG
Rated Capacity ^	kW	2.8	3.5	5.0	6.0	7.1
Power Input	kW	0.028	0.036	0.042	0.059	
Running Current	A	0.27	0.33	0.38	0.52	
Airflow Rate	CMM (m³/min)	4.1-5.1-6.3-9.1-12.9	4.1-5.1-6.3-9.1-14.1	6.2-7.7-9.5-12.1-14.8	9.3-11.1-13.7-16.1-20.0	
Sound Level *	dB(A)	19-24-29-36-45	19-24-30-36-47	28-33-38-44-49	30-35-41-45-50	
Dimension (W X D X H)	mm	799 X 232 X 290			923 x 250 x 305	
Net Weight	kg	9			13	
External Piping	Diameter	Gas (ø)	9.52			12.70
		Liquid (ø)	6.35			

Model- Outdoor Unit		MXY-2H20VF	MXY-3H28VG	MXY-4H33VG	MXY-4H38VG	MXY-5H48VG	
Capacity (Min - Max)	kW	4.5 (1.3 - 6.5)	6.5 (1.3 - 8.9)	6.9 (1.3 - 10.7)	8.0 (1.4 - 11.6)	9.2 (1.4 - 13.0)	
Power Input	kW	0.91	1.33	1.42	1.62	1.89	
Starting Current	A	4.88	5.93	6.37	7.22	8.43	
Running Current	A	4.88	5.93	6.37	7.22	8.43	
Airflow	CMM (m³/min)	32.9	38.7		59.2	64.7	
Dimension (W X D X H)	Outdoor mm	800 x 285 x 550	840 x 330 x 710		950 x 330 x 796		
Net Weight	Outdoor kg	37	55	56	58	61	
Outdoor Sound Level *	dB(A)	49					
Connection Method	Indoor/Outdoor	Flared					
External Piping	Diameter	Gas (ø)	mm	2 no X 9.52	3 no X 9.52	1 no X 12.70 + 3 no X 9.52	1 no X 12.70 + 4 no X 9.52
		Liquid (ø)	mm	2 no X 6.35	3 no X 6.35	4 no X 6.35	5 no X 6.35
Piping Length	Max Length (Each)	m	20				
	Max. Length	m	30	60		70	75
	Max. Height**	m	15				
Refrigerant		R32					
Power Supply	V, Phase, Hz	230, 1, 50					
Pre-charged Refrigerant Quantity (Max)	kg	1.20 (1.20)	1.65 (1.65)	1.85 (1.85)	2.00 (2.00)	2.20 (2.20)	
No. of connectable indoor units (System)		2	3	4		5	
Energy Labelling Scheme							

*Note: Sound level is measured in anechoic chambers. ** If the outdoor unit is installed higher than the indoor unit, max. height is reduced to 10m. ^ It depends on combination.

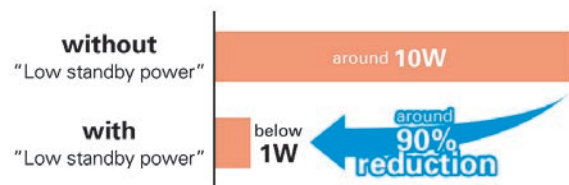
FP Series



Introducing a compact and stylish indoor unit with amazing quiet performance. Having advantage of neat installations in small bedrooms made possible, and increase in energy-savings by selecting the optimal capacity required for each room.

Low Standby Power


Electrical devices consume standby power even when they are not in actual use. While we obviously strive to reduce power consumption during actual use, reducing this wasted power that cannot be seen is also very important.



Easy Clean Design

The easily detachable panel is a snap to wash and the airflow vents can be opened without any special tools for quick cleaning of the inside of the air conditioner. It is recommended that the air conditioner be cleaned regularly as this will increase both operating efficiency and energy-savings. Always clean the heat exchanger, fan and air vent to ensure proper performance and economical operation. It reduces your electricity bill by approx. 45%*.

*Electricity bill comparison of operation under fixed temperature with 8 grams of soil on the fan and one without. Based on internal company data. **Cleaning of filter and heat exchanger is possible by removing the panel.



Dual Barrier Coating

Dual Barrier Coating prevents dust and greasy dirt from sticking onto the coated air conditioner. Dirt is generally classified into two groups: hydrophilic dirt such as fiber dust and sand dust, and hydrophobic dirt such as oil and cigarette smoke. Mitsubishi Electric's unique dual barrier coating prevents both hydrophilic and hydrophobic dirt from sticking onto the air conditioner. This dual coating on the inner surface keeps the air conditioner clean all year round and improves energy efficiency while delivering comfortable clean air.

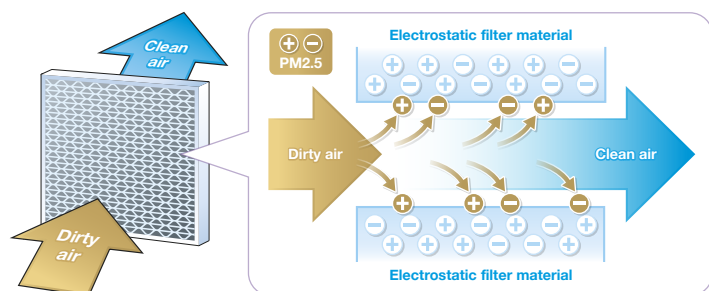


Microparticles Catching Filter

Filter effectively eliminates PM2.5 particles to maintain clean air in the room. Removal efficiency of particulates sizes ranging 0.3-2.5 μ m after operation for 200min using MSXY-FN20VE microparticle entrapment filter in 28m³ enclosed space with tidal air circulation volume of 0.5/hr (in-house test).

Effectively catches floating PM2.5 particles to maintain clean air in the room.

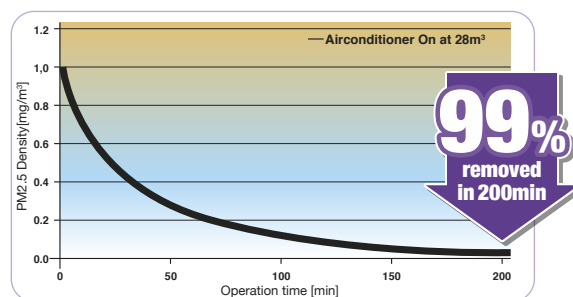
■ Electrostatic filter even effectively removes and eliminates miniscule particulate materials.



Microparticle catching filter

Electrostatic material removes PM2.5 from the air and absorbs it when passing through the filter

■ PM2.5 removal efficiency



Test conditions: Removal efficiency of particulates sizes ranging 0.3-2.5 μ m after operation for 200min using FN20 microparticle catching filter in 28m³ enclosed space with tidal air circulation volume of 0.5/hr (in-house test)